

# moovo

## MT4

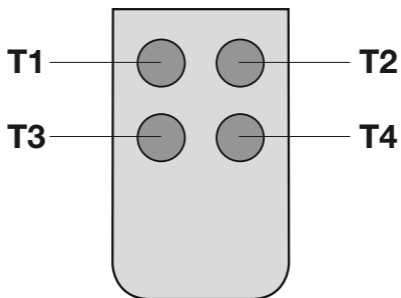
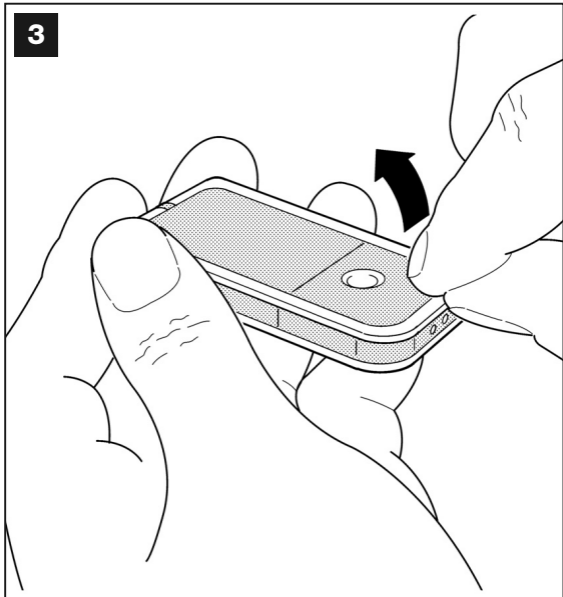
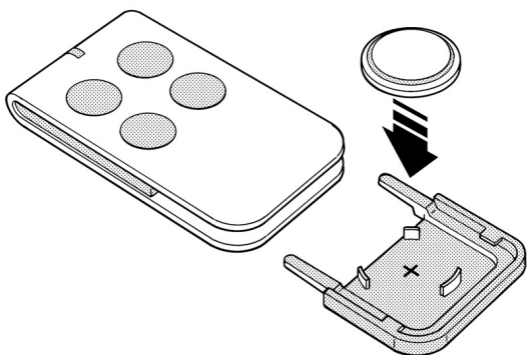
Transmitter

- EN** Installation and use instructions and warnings
- IT** Istruzioni ed avvertenze per l'installazione e l'uso
- FR** Instructions et avertissements pour l'installation et l'utilisation
- ES** Instrucciones y advertencias para la instalación y el uso
- DE** Anweisungen und Hinweise für die Installation und die Bedienung
- PL** Instrukcje instalacji i użytkowania i ostrzeżenia
- NL** Aanwijzingen en aanbevelingen voor installering en gebruik

Codice: IST230.4851 - Rev. 01 del 19 - 07 - 2007



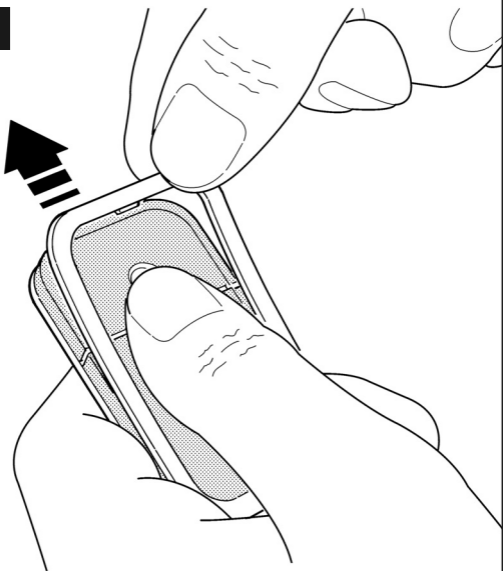
**CE** 0682

**1****3****5**

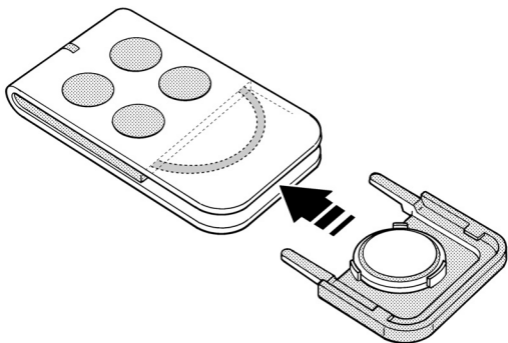
2



4



6



## **GENERAL SAFETY WARNINGS AND PRECAUTIONS**

**Caution!** – Observe the following warnings:

- never make any modifications to part of the device other than those specified in this manual. Operations of this type will lead to malfunctions. The manufacturer declines all liability for damage caused by makeshift modifications to the product.
- the transmitter housing does not protect the interior from penetration of liquids but only solids.
- The product packaging material must be disposed of in full observance of current local legislation governing waste disposal.
- Keep the transmitter out of reach of children (the transmitter is not a toy!) to avoid inadvertent activation of the automation on which the transmitter is memorised.
- Before cleaning, to prevent persons from activating the automation, perform the operations outside the range of the receiver or release the gearmotor as described in the relative instruction manual.
- For cleaning the product surfaces, use a slightly damp (not wet) cloth. **Important**
- Never use substances containing alcohol, benzene, diluents or other flammable substances. Use of such substances could damage the product.
- At the end of the product lifetime, ensure that the materials are recycled or scrapped according to current standards in the place of use.
- Keep this manual in a safe place to enable future product maintenance and programming operations.

## **PRODUCT DESCRIPTION AND INTENDED USE**

This product is a radio transmitter designed exclusively for the control of automations on doors, gates, garage doors and similar, with the brand name Moovo.

**CAUTION!** – Any other use than as specified herein is strictly prohibited!

This transmitter is a useful accessory to enhance and complete performance of your automation: it is equipped with 4 keys (**fig. 1**) which can be memorised with the controls of a single control unit or different control units; it implements a transmission technology with variable code (*rolling code*) at 64 bit; it is powered by an internal Lithium 3 volt battery. Thanks to the border, (partially removable) at the rear, it can be attached to the pocket (**fig. 2**). Other details are provided in the paragraph “Technical specifications of product”.

## **CHECKING THE TRANSMITTER**

Before memorising the transmitter on the receiver of the automation control unit,

check correct operation by pressing any key and ensuring that the led illuminates (**fig. 3**). If the led remains off, refer to paragraph “Battery replacement” in this manual.

## **MEMORISING THE TRANSMITTER**

The transmitter can be memorised in different ways, depending on the options of the receiver or control unit associated with the transmitter. Then memorise the code of your transmitter on the receiver or control unit according to the procedure specified in the relative instruction manual.

## **TRANSMITTER BATTERY REPLACEMENT**

When the battery is discharged, the transmitter capacity is significantly reduced. In particular, this can be noted when the intensity of the led is reduced (fading) when lit (= battery totally discharged).

In these cases, to restore normal transmitter operation, the battery must be replaced with a version of the same type (CR2032), noting the polarity as specified. To replace the battery proceed as follows:

- 01. Fig. 3:** Raise the edge of the frame at the back of the transmitter.
- 02. Fig. 4:** Keeping the frame raised, press on the battery cover as shown in the figure.
- 03. Fig. 5:** Then remove the old battery and replace with a new version, taking care to insert the latter with the polarity as specified (the + sign at the bottom).
- 04. Fig. 6:** Then, holding the transmitter with the keys facing upwards, refit the battery cover in its seat and ensure that the **“tab”** shown in grey in the figure **is above the battery**, as shown in the figure below.
- 05.** Then lower the edge of the frame onto the back of the transmitter until it clicks into place.

## **PRODUCT DISPOSAL**

**This product is an integral part of the automation and therefore must be disposed together with the latter.**

As in installation, also at the end of product lifetime, the disassembly and scrapping operations must be performed by qualified personnel.

This product comprises various types of materials: some may be recycled others must be disposed of. Seek information on the recycling and disposal systems envisaged by the local regulations in your area for this product category.

**Caution!** – some parts of the product may contain pollutant or hazardous substances which, if disposed of into the environment, may cause serious damage

to the environment or physical health. As indicated by the symbol alongside, disposal of this product in domestic waste is strictly prohibited. Separate the waste into categories for disposal, according to the methods envisaged by current legislation in your area, or return the product to the retailer when purchasing a new version.



**Caution!** – Local legislation may envisage serious fines in the event of abusive disposal of this product.

.....

### **Battery disposal**

**Caution!** – Even if discharged, the batteries can contain pollutant substances and therefore must never be disposed of in common waste collection points. Dispose of according to separate waste collection methods as envisaged by current local standards.

## **TECHNICAL SPECIFICATIONS OF PRODUCT**

The product MT4 is produced by Nice S.p.a. (TV) I. **Moovo** is a commercial trademark owned by Nice S.p.a.

■ **Type:** Radio transmitter for the control of automations on doors, gates, garage doors and similar. ■ **Technology adopted:** AM OOK radio encoded modulation.

■ **Frequency:** 433.92 MHz ( $\pm$  100 kHz).

■ **Encoding:** Rolling code with 64 Bit code (18 billion billion combinations).

■ **Keys:** 4. Radiated power: 1 dBm e.r.p.

■ **Power supply:** 3V +20% -40% with 1 lithium battery type CR2032. ■ **Battery lifetime:** 3 years, estimated on the basis of 10 commands/day of the duration of 1s at 20°C. (battery efficiency is reduced at low temperatures).

■ **Ambient operating temperature:** -20°C ÷ 50°C.

■ **Use in acid, saline or potentially explosive atmospheres:** No. ■ **Protection rating:** IP 40 (use in the home or protected environments).

■ **Dimensions:** 40 x 70h x 8 mm. ■ **Weight:** 25 g. ■ **Range:** Estimated at 200 m outdoors; 35 m inside buildings (\*).

(\* **Note:** All radio controls are subject to interference which may alter performance levels. Therefore in the event of interference, Nice cannot guarantee the effective capacity of their devices.

## **CE DECLARATION OF CONFORMITY**

This Declaration of Conformity contains the individual declarations of conformity for the specified products; it was updated on the issue date of this manual and the text herein has been drawn up for editorial purposes. A copy of the original declaration for each product can be requested from Nice S.p.a. (TV) I.

MT4 is produced by Nice S.p.a. (TV) I;

MOOVO is a commercial trademark owned by Nice S.p.a.

The undersigned, Lauro Buoro, in the role of Managing Director, declares under his sole responsibility, that the product:

**Manufacturer's Name:** NICE s.p.a.

**Address:** Via Pezza Alta 13, Z.I. Rustignè, 31046 Oderzo (TV) Italy

**Type:** Transmitter at 433.92MHz for remote control of auto-mations on doors, gates, and similar applications.

**Models:** MT4

**Accessories:**

complies with the requirements of the following EC directive:

1999/5/EC; DIRECTIVE 1999/5/EC OF THE EUROPEAN PARLIAMENT AND COUNCIL of 9 March 1999 regarding radio equipment and telecommunications terminal equipment and the mutual recognition of their conformity

According to the following harmonised standards:

EN 300220-2 V2.1.1:2006

The product complies with the requirements of the following EC directives, as amended by Directive 93/68/EEC of the European Council of 22 July 1993:

73/23/EEC, DIRECTIVE 73/23/EEC OF THE EUROPEAN COUNCIL of 19 February 1973 regarding the approximation of member state legislation related to electrical material destined for use within specific voltage limits.

According to the following harmonised standards:

EN 50371:2002, EN 60950-1:2001

89/336/EEC DIRECTIVE 89/336/EEC OF THE EUROPEAN COUNCIL of 3 May 1989 regarding the approximation of member state legislation related to electromagnetic compatibility.

According to the following standards:

EN 301 489-1 V1.6.1:2005 ; EN 301 489-3 V1.4.1:2002

**Lauro Buoro**

*(Managing director)*

