

NICE ERA GATE ACCESSORIES

THE NEW SERIES OF SAFETY, CONTROL AND SIGNALLING
DEVICES FOR AUTOMATION SYSTEMS



Nice

DESIGN, VERSATILITY, COMPLETE RANGE

Era Gate is the distinctive accessory line with a minimal, modern and discreet design.

Three different sizes of photocells in burglar-proof and recessed versions, a complete range of selectors, transponder proximity readers and flashing lights to guarantee safety and comfort in all residential and industrial automation systems.

NICE ERA PHOTOCELLS

> SLIM

SLIM PHOTOCELLS (EPS)

Synchronized photocells
also in burglar-resistant version.



> MEDIUM

MEDIUM PHOTOCELLS (EPM)

Fixed or positionable,
synchronized photocells,
also in burglar-proof version.



> LARGE

LARGE PHOTOCELLS (EPL)

Fixed or positionable,
synchronized photocells,
also in recessed version.



> WIRELESS

WIRELESS SOLAR PHOTOCELL (PHW)

Wireless photocell
with integrated photovoltaic panel.



The new Nice generation of optical devices for automation safety, available with Nice BlueBUS technology for a simplified installation.

Three different sizes of photocells synchronized to meet any need and complete the safety and comfort of every automation system, also in the tightest spaces, perfect for use with renovations to cover annoying existing set-ups.

- Version **Slim** with only 30 mm width, also in burglar-proof version, ideal for tight spaces
- Version **Medium** in burglar-proof and positionable versions, ideal for the most popular systems
- Version **Large** positionable, also in versions for recessed mounting with 9 mm projection, ideal for concealed installations.



NICE ERA SELECTORS, PROXIMITY READER, FLASHING LIGHTS

> ERA KEYPAD

DIGITAL SELECTOR WIRELESS (EDSW)

Digital selector
in burglar-resistant version
13 keys.

DIGITAL SELECTORS (EDS)

Digital selector
in burglar-resistant version
for outdoor and recessed installation.

> ERA KEY

KEY SELECTORS WITH EUROPEAN CYLINDER (EKS)

Key selectors
in version for outdoor
or recessed mounting.

KEY SELECTORS WITH STANDARD CYLINDER (EKS)

Key selectors
in version for outdoor
or recessed mounting.

> ERA TRANSPONDER READER

PROXIMITY READERS (ETP)

Proximity readers
for card and badge
reading.

TRANSPONDER BADGE

Convenient transponder badge
with a practical through hole
to add the key chain on.



> ERA LIGHT

FLASHING SIGNALLING LIGHT (EL)



WIRELESS FLASHING SIGNALLING LIGHT (LLW)



Digital and key operated selectors, transponder proximity readers. A complete series also with the new burglar-resistant body versions and for recessed mounting with a minimum projection of 13 mm, ideal for concealed mounting.

Wireless digital selector, 13 keys, for a completely wireless system and a greater chance of programming for every need.

Transponder proximity reader for cards and badges with customized programming, easy programming of the internal memory up to 255 cards/badges may be inserted in each reader for access management also in the larger communities.

Era Light flashing available with 24 Vdc and 12 Vdc power supply. Solar version with integrated photovoltaic panel and high efficiency LED light.





NICE BLUEBUS SYSTEM

Installations easy and fast, only two wires, no polarity.

With the BlueBUS system offered by Nice it is possible to cable a system with the smallest number possible of connections, allowing an incredible saving of time: only two wires on which convey both the communication signals and the power supply are sufficient for the connection of all devices.

Installations easy to adjust at a later date:

it is sufficient to connect the wires in any point of the BlueBUS network to add another device.

With Nice BlueBUS there are no polarities to observe, thus eliminating any risk factor connected.

Products with Nice BlueBUS talk to each other reducing the entire acquisition of the devices connected to the BlueBUS network to the simple pressing of a key.

TOTALLY WIRELESS SOLUTION

Nice offers a line of wireless accessories to complete the system thanks to solar energy: completely wireless solutions, which guarantee maximum installation flexibility also where cable management is not possible. The design of a really “customized” system is much simpler!

The wireless solutions allow safe installations very quickly also in the most difficult situations, as for example when working on non prepared systems.



Era Light Solemyo
Flashing signalling
light



Era Photocell Solemyo
Bidirectional photocell



Era TCW Solemyo
Transmitter
for sensitive edge



NICE ERA PHOTOCELLS



ERA PHOTOCELLS

Fixed, synchronized photocells Slim, also with Nice BlueBUS technology.

Safe:

D type device according to specification EN12453 which allows to pick-up obstacles on the optical axis between transmitter (TX) and receiver (RX).

Using the fototest function it is possible to achieve class 2 safety fault according to specification EN 954-1.

Cutting-edge technologies:

antiglare circuit which eliminates possible sunlight interference.

Practical:

8° angle of reception.

Resistant and vandal-proof:

ABS body resistant to weather conditions, available also in burglar-resistant version with metal shell.

Nice BlueBUS technology:

available with the BlueBUS system, which allows an easy connection to the control unit of all devices with only two wires, by simply connecting them in parallel and selecting the jumpers for addressing according to the needed function.

The system acquires automatically the devices connected to the BlueBus network.

Automatic synchronization between multiple photocell pairs in order to avoid other possible interferences between the devices.

IB interface:

allows the connection of proximity readers with Nice BlueBUS technology to control units having terminals for traditional contacts.



EPS
EPSB

EPSA
EPSAB

PHOTOCELLS

CODE	DESCRIPTION	PCS./PACK.
EPS	PAIR OF OUTDOOR PHOTOCELLS SLIM	1
EPSA	PAIR OF OUTDOOR PHOTOCELLS SLIM, BURGLAR-RESISTANT METAL BODY	1

PHOTOCELLS WITH NICE BLUEBUS TECHNOLOGY

CODE	DESCRIPTION	PCS./PACK.
EPSB	PAIR OF OUTDOOR PHOTOCELLS SLIM, FOR CONNECTIONS VIA NICE BLUEBUS NETWORK	1
EPSAB	PAIR OF OUTDOOR PHOTOCELLS SLIM, FOR CONNECTIONS VIA NICE BLUEBUS NETWORK, BURGLAR-RESISTANT METAL BODY	1
IB	INTERFACE FOR PHOTOCELL BLUEBUS CONNECTION TO NON PREPARED STATIONS	1

TECHNICAL SPECIFICATION

	Estimated range (m)	Power supply	Absorption (mA)	Protection class (IP)	Operating temperature (°C Min/Max)	Relay range	Dimensions (mm)	Weight (g)
EPS	15	24 Vac/Vdc limits: 18-35 Vdc, 15-28 Vac	25 RX, 30 TX	44	-20 - +50	max 500 mA and 48 V	30x27x106 h	120
EPSA							31x28x108 h	440

TECHNICAL SPECIFICATIONS WITH NICE BLUEBUS TECHNOLOGY

	Estimated range (m)	Electric power supply output	Protection class (IP)	Operating temperature (°C Min/Max)	Dimensions (mm)	Weight (g)
EPSB	up to 15 for offset maximum TX-RX ± 5 (the device can signal an obstacle also in adverse weather conditions)	the devices can be connected only to "BlueBUS" networks from which it receives the power supply and transmits the output signals	44	-20 - +50	30x27x106 h	120
EPSAB					31x28x108 h	440

	Power supply	Absorption with power pack 24 Vdc	Absorption with power pack 24 Vac	Output BlueBUS	Protection class (IP)	Operating temperature (°C Min/Max)	Dimensions (mm)	Weight (g)
IB	16÷35 Vdc 18÷28 Vac	50 mA (add approx. 50 mA for each photocell pair)	44 mA (add approx. 40 mA for each photocell pair)	with a load of max 9 BlueBUS units	30	-20 - +50	86x58x22 h	72



IB

ERA PHOTOCELL M

**Synchronized photocells Medium,
fixed or positionable, also with Nice BlueBUS
technology.**

Safe:

D type device according to specification EN12453 which allows to pick-up obstacles on the optical axis between transmitter (TX) and receiver (RX).

Using the fototest function it is possible to achieve class 2 safety fault according to specification EN 954-1.

Cutting-edge technologies:

antiglare circuit which eliminates possible sunlight interference.

Practical:

10° angle of reception. The positionable versions allow for the compensation of centering gaps up to 30°.

The models EPM, EPMO, EPMA and EPMAO provide for 2 range levels.

Resistant and vandal-proof:

ABS body resistant to weather conditions, available also in burglar-resistant version with metal shell.

Nice BlueBUS technology:

all models are available with the BlueBUS system, which allows an easy connection to the control unit of all devices with only two wires, by simply connecting them in parallel and selecting the jumpers for addressing according to the needed function. The system acquires automatically the devices connected to the BlueBus network.

Automatic synchronization between multiple photocell pairs in order to avoid other possible interferences between the devices.

IB interface:

allows the connection of photocells with Nice BlueBUS technology to control units having terminals for traditional contacts.



EPM
EPMB



EPMO
EPMOB



EPMA
EPMAB



EPMAO
EPMAOB

PHOTOCELLS

CODE	DESCRIPTION	PCS./PACK.
EPM	PAIR OF OUTDOOR PHOTOCELLS	1
EPMO	PAIR OF OUTDOOR PHOTOCELLS, 30° POSITIONABLE	1

PHOTOCELLS WITH NICE BLUEBUS TECHNOLOGY

CODE	DESCRIPTION	PCS./PACK.
EPMB	PAIR OF OUTDOOR PHOTOCELLS, FOR CONNECTIONS VIA NICE BLUEBUS NETWORK	1
EPMOB	PAIR OF OUTDOOR PHOTOCELLS, 30° POSITIONABLE, FOR CONNECTIONS VIA NICE BLUEBUS NETWORK	1

PHOTOCELLS - BURGLAR-RESISTANT METAL BODY

CODE	DESCRIPTION	PCS./PACK.
EPMA	PAIR OF OUTDOOR PHOTOCELLS, BURGLAR-RESISTANT METAL BODY	1

PHOTOCELLS - BURGLAR-RESISTANT METAL BODY WITH NICE BLUEBUS TECHNOLOGY

CODE	DESCRIPTION	PCS./PACK.
EPMAB	PAIR OF OUTDOOR PHOTOCELLS, FOR CONNECTIONS VIA NICE BLUEBUS NETWORK, BURGLAR-RESISTANT METAL BODY	1

PHOTOCELLS - POSITIONABLE BURGLAR-RESISTANT METAL BODY

CODE	DESCRIPTION	PCS./PACK.
EPMAO	PAIR OF OUTDOOR PHOTOCELLS, 30° POSITIONABLE, BURGLAR-RESISTANT METAL BODY	1

PHOTOCELLS - BURGLAR-RESISTANT POSITIONABLE METAL BODY WITH NICE BLUEBUS TECHNOLOGY

CODE	DESCRIPTION	PCS./PACK.
EPMAOB	PAIR OF OUTDOOR PHOTOCELLS, 30° POSITIONABLE, BURGLAR-RESISTANT METAL BODY, FOR CONNECTIONS VIA NICE BLUEBUS NETWORK	1

ACCESSORIES

CODE	DESCRIPTION	PCS./PACK.
IB	INTERFACE FOR PHOTOCELL BLUEBUS CONNECTION TO NON PREPARED STATIONS	1

TECHNICAL SPECIFICATION

	Estimated range (m)	Power supply	Absorption (mA)	Photocell adjustability	Protection class (IP)	Operating temperature (°C Min/Max)	Relay range	Dimensions (mm)	Weight (g)
EPM	15 (30 with jumper + "10" cut)	without jumper 24 Vac/Vdc limits: 18-35 Vdc, 15-28 Vac with 12 Vac/Vdc jumper limits: 10-18 Vdc, 9-15 Vac	25 RX, 30 TX	-	44	-20 - +50	max 500 mA and 48 V	50x29x80 h	140
EPMO				30° approx. on the all axes				50x38x80 h	160
EPMA				-				50x31x80 h	480
EPMAO				30° approx. on the all axes				50x38x80 h	530

TECHNICAL SPECIFICATIONS WITH NICE BLUEBUS TECHNOLOGY

	Estimated range (m)	Electric power supply output	Photocell adjustability	Protection class (IP)	Operating temperature (°C Min/Max)	Dimensions (mm)	Weight (g)
EPMB	up to 15 for offset maximum TX-RX ± 5 (the device can signal an obstacle also in adverse weather conditions)	the device may be connected only to networks "BlueBUS" from which receives the electrical and transmits the signals output power supply	-	44	-20 - +50	50x29x80 h	140
EPMOB			30° approx. on the all axes			50x38x80 h	160
EPMAB			-			50x31x80 h	480
EPMAOB			30° approx. on the all axes			50x38x80 h	530

	Power supply	Absorption with power pack 24 Vdc	Absorption with power pack 24 Vac	Output BlueBUS	Protection class (IP)	Operating temperature (°C Min/Max)	Dimensions (mm)	Weight (g)
IB	16÷35 Vdc 18÷28 Vac	50 mA (add approx. 50 mA for each photocell pair)	44 mA (add approx. 40 mA for each photocell pair)	with a load of max 9 BlueBUS units	30	-20 - +50	86x58x22 h	72



IB

ERA PHOTOCELL L

Synchronized photocells Large, fixed or positionable, also with Nice BlueBUS technology, both surface mounted and recessed.

Easy and versatile:

recessed versions EPLIO compatible with the most popular standards on the market to replace the old photocells or cover annoying existing setups without the need of extra adaptors.

Safe:

D type device according to specification EN12453 which allows to pick-up obstacles on the optical axis between transmitter (TX) and receiver (RX).

Using the fototest function it is possible to achieve class 2 safety fault according to specification EN 954-1.

The models EPL, EPLO, EPLIO provide for 2 range levels.

Cutting-edge technologies:

antiglare circuit which eliminates possible sunlight interference.

The positionable versions allow for the compensation of centering gaps up to 30°.

Discreet:

polycarbonate body, extremely strong with minimal projection of 9 millimetres from the wall for the recessed mounting version.

Practical:

adapter bowl EKA03 to simplify useful preparations for recessed mounting.

Nice BlueBUS technology:

all versions with the BlueBUS system allow an easy connection to the control unit of all devices with only two wires, by simply connecting them in parallel and selecting the jumpers for addressing according to the needed function.

The system automatically acquires the devices connected to the BlueBus network and allows automatic synchronization with multiple photocells in order to avoid other possible interferences.

IB interface:

allows the connection of photocells with Nice BlueBUS technology to control units having terminals for traditional contacts.



EPL
EPLB



EPLO
EPLB



EPLIO
EPLIOB

PHOTOCELLS

CODE	DESCRIPTION	PCS./PACK.
EPL	PAIR OF SURFACE-MOUNTED PHOTOCELLS LARGE	1

PHOTOCELLS WITH NICE BLUEBUS TECHNOLOGY

CODE	DESCRIPTION	PCS./PACK.
EPLB	PAIR OF SURFACE-MOUNTED PHOTOCELLS LARGE, FOR CONNECTIONS VIA NICE BLUEBUS	1

POSITIONABLE PHOTOCELLS

CODE	DESCRIPTION	PCS./PACK.
EPL0	PAIR OF SURFACE-MOUNTED PHOTOCELLS LARGE, 30° POSITIONABLE	1

POSITIONABLE PHOTOCELLS, WITH NICE BLUEBUS TECHNOLOGY

CODE	DESCRIPTION	PCS./PACK.
EPL0B	PAIR OF SURFACE-MOUNTED PHOTOCELLS LARGE, 30° POSITIONABLE, FOR CONNECTIONS VIA NICE BLUEBUS	1

POSITIONABLE PHOTOCELLS, FOR RECESSED MOUNTING

CODE	DESCRIPTION	PCS./PACK.
EPLIO	PAIR OF PHOTOCELLS LARGE FOR RECESSED MOUNTING, 30° POSITIONABLE	1

SWIVEL PHOTOCELLS, FOR RECESSED MOUNTING WITH NICE BLUEBUS TECHNOLOGY

CODE	DESCRIPTION	PCS./PACK.
EPLIOB	PAIR OF PHOTOCELLS LARGE FOR RECESSED MOUNTING, 30° POSITIONABLE, FOR CONNECTION VIA NICE BLUEBUS	1

ACCESSORIES

CODE	DESCRIPTION	PCS./PACK.
IB	INTERFACE FOR PHOTOCELL BLUEBUS CONNECTION TO NON PREPARED STATIONS	1
EKA03	BOWL FOR RECESSED MOUNTING (DEPTH 66 mm) FOR INSTALLATION OF EKSI, EKSIU. ALSO COMPATIBLE WITH EPLIO, EPLIOB, EDSI, EDSIB	50

TECHNICAL SPECIFICATION

	Estimated range (m)	Power supply	Photocell adjustability	Absorption (mA)	Protection class (IP)	Operating temperature (°C Min/Max)	Relay range	Dimensions (mm)	Weight (g)
EPL			-					70x30x70 h	160
EPL0	15 (30 with jumper + "10" cut)	without jumper 24 Vac/Vdc limits: 18-35 Vdc, 15-28 Vac with 12 Vac/Vdc jumper limits: 10-18 Vdc, 9-15 Vac	30° approx. on the all axes	25 RX, 30 TX	44	-20 - +50	max 500 mA and 48 V	70x38x70 h	180
EPLIO								70x66+9x70 h	185

TECHNICAL SPECIFICATIONS WITH NICE BLUEBUS TECHNOLOGY

	Estimated range (m)	Electric power supply output	Photocell adjustability	Protection class (IP)	Operating temperature (°C Min/Max)	Dimensions (mm)	Weight (g)
EPLB			-			70x30x70 h	140
EPL0B	up to 15 for offset maximum TX-RX ± 5 (the device can signal an obstacle also in adverse weather conditions)	the device may be connected only to "BlueBUS" networks from which it receives the electrical power and transmits the output signals	30° approx. on the all axes	44	-20 - +50	70x38x70 h	160
EPLIOB						70x66+9x70 h	185

	Power supply	Absorption with power pack 24 Vdc	Absorption with power pack 24 Vac	Output BlueBUS	Protection class (IP)	Operating temperature (°C Min/Max)	Dimensions (mm)	Weight (g)
IB	16÷35 Vdc 18÷28 Vac	50 mA (add approx. 50 mA for each photocell pair)	44 mA (add approx. 40 mA for each photocell pair)	with a load of max 9 BlueBUS units	30	-20 - +50	86x58x22 h	72



IB

NICE ERA ACCESSORIES



ERA KEY SWITCH

Key selectors for outdoor and recessed installation with automatic return lock, European or standard cylinder.

Selectors in burglar-resistant version with metal shell.

Wafer thin:
only 13 millimetres depth from the wall in the recessed versions (32 and 45 millimetres in the outdoor versions).

Electrical contacts and levers protected by plastic container.

Employable as direct motor command in applications with mains power source (230 Vac).

Flexible solution:
recessed versions with bowl supplied, for new installations or existing setups with adaptor EKA02.



EKSEU



EKSIEU



EKS



EKSI

KEY SELECTORS

CODE	DESCRIPTION	PCS./PACK.
EKSEU	KEY SELECTOR ERA SERIES, EUROPEAN CYLINDER, FOR OUTDOOR INSTALLATION	1
EKSIEU	KEY SELECTOR ERA SERIES, EUROPEAN CYLINDER, FOR RECESSED MOUNTING	1
EKS	KEY SELECTOR ERA SERIES, FOR OUTDOOR INSTALLATION	1
EKSI	KEY SELECTOR ERA SERIES, FOR RECESSED MOUNTING	1

ACCESSORIES

CODE	DESCRIPTION	PCS./PACK.
CHS	NEUTRAL KEY FOR EKS, EKSI	1
CHEU	NEUTRAL KEY FOR EKSEU, EKSIEU	1
EKA03	BOWL FOR RECESSED MOUNTING (DEPTH 66 mm) FOR INSTALLATION OF EKSI, EKSIEU. ALSO COMPATIBLE WITH EPLIO, EPLIOB, EDSI, EDSIB	50
EKA02	FINISHING KIT FOR EDSI, EDSIB, EKSI, EKSIEU INSTALLATION	10

TECHNICAL SPECIFICATION

	Contact range	Protection class (IP)	Dimensions (mm)	Weight (g)
EKSEU	10 (2) A - 250 Vac	44	70x43x70 h	490
EKSIEU			70x66+13x70 h	530
EKS			70x32x70 h	360
EKSI			70x66+13x70 h	450

ERA KEYPAD

12 key digital selector, also with Nice BlueBUS technology, available in the recessed mounting version.

Wafer-thin
extremely strong metal body, 27 millimetres depth and only 13 mm from the wall for the recessed mounting version.

Safe:
the combination is a 1 to 9 digit number, this allows the generation of 999,999,999 possible combinations!

Backlit keypad.

Easy programming:

- 2 programming modes: Easy or Professional;
- possibility to program the number of uses of a specific combination;
- 255 storable combinations expandable, on EDS and EDSI up to 510 combinations with a second additional memory BM1000.



EDS
EDSB



EDSI
EDSIB

With a MOU handheld or O-Box interface you can manage easily any kind of programming of the BM1000 memory, in proximity of the system or also at a distance, directly from the office of the installer.

MOU and O-Box are interfaced with the PC, thus allowing an orderly storing of all installations.

Nice BlueBUS technology:

Available with BlueBus system which allows an easy connection to the control unit of all devices with only two wires, by simply connecting them in parallel and other exclusive functions:

- 2 keys for the activation of two different commands chosen among 6 available ones (for example, step operation, close, open), depending on the control unit to which they are connected to;
- up to 4 control devices EDSB/EDSIB and ETPB which can be connected also with a mixed configuration;
- possibility of insertion of a block/unblock function.

Two different visual signalling depending on the state of automation:

- red: when the automation is closed or is closing;
- green: during opening operation or in the case in which the "automation block" function is active.

DIGITAL SELECTORS

CODE	DESCRIPTION	PCS./PACK.
EDS	DIGITAL SELECTOR, 12 KEYS, TO BE COMBINED WITH THE MORX DECODER	1
EDSI	DIGITAL SELECTOR, 12 KEYS, FOR RECESSED MOUNTING, TO BE COMBINED WITH THE MORX DECODER	1
MORX	DECODER FOR 1 ETP OR UP TO 4 EDS/EDSI CONNECTED IN PARALLEL, WITH 1 BM1000 MEMORY FOR 255 COMBINATIONS	1

TECHNICAL SPECIFICATION

	Protection class (IP)	Dimensions (mm)	Weight (g)
EDS	44	70x27x70 h	200
EDSI	54	70x66+13x70 h	160

	Storage Capacity	Range relè	Power supply	Maximum absorption	Protection class (IP)	Operating temperature (°C Min/Max)	Dimensions (mm)	Weight (g)
MORX	2 BM1000 for max. 510 combinations or 510 MOCARD, MOCARDP and HSB1	max. 500 mA and 48 Vac/Vdc	10=35 Vdc, 12=28 Vac	24 Vdc=70 mA 24 Vac=200 mA 12 Vdc=150 mA 12 Vac=300 mA with 1 ETP or up to 4 EDS/EDSI	30	-20 - +70	98x42x25 h	65

DIGITAL SELECTORS WITH NICE BLUEBUS TECHNOLOGY

CODE	DESCRIPTION	PCS./PACK.
EDSB	12 KEY DIGITAL SELECTORS WITH NICE BLUEBUS TECHNOLOGY BURGLAR-RESISTANT METAL BODY	1
EDSIB	12 KEY DIGITAL SELECTORS WITH NICE BLUEBUS TECHNOLOGY, FOR RECESSED MOUNTING BURGLAR-RESISTANT METAL BODY	1

TECHNICAL SPECIFICATIONS WITH NICE BLUEBUS TECHNOLOGY

	Power supply	Absorption	Protection class (IP)	Dimensions (mm)	Weight (g)
EDSB	via BlueBUS	1.5 BlueBUS units	44	70x27x70 h	200
EDSIB			54	70x66+13x70 h	160

AUXILIARY EQUIPMENT FOR RECESSED MOUNTING VERSIONS

CODE	DESCRIPTION	PCS./PACK.
EKA03	BOWL FOR RECESSED MOUNTING (DEPTH 66 mm) FOR INSTALLATION OF EKSI, EKSIU. ALSO COMPATIBLE WITH EPLIO, EPLIOB, EDSI, EDSIB	50
EKA02	FINISHING KIT FOR EDSI, EDSIB, EKSI, EKSIU INSTALLATION	10



MORX

ERA KEYPAD WIRELESS

12 key digital selectors, with radio connection, 100% wireless.

Digital radio selector with FloR 52 bit coding ; is compatible with FloR with rolling code and generates 4.5 trillions of combinations, self-learning.

Complete:
3 transmission channels to control 3 automated systems or 3 different customized commands for the single automated system.

Comfortable:
no cabling needed and an estimated range of 25 m in free space and 15 m inside buildings.
Backlit keypad.



EDSW

Safe:
the combination is a 0 to 8 digit number, this allows the generation of 99,999,999 possible combinations!

Economic:
extremely reduced consumption, transmission is activated at the pressure of a key and turns off automatically. The ambient light sensor activates lighting of the keyboard only when this is necessary.

Strong:
vandal-proof container in metal casting, IP54.

Thin:
extremely strong metal body, only 27 millimetre depth.

DIGITAL WIRELESS SELECTOR

CODE	DESCRIPTION	PCS./PACK.
EDSW	RADIO DIGITAL SELECTOR COMPATIBLE WITH THE RECEIVERS OF THE FLOR SERIES	1

TECHNICAL SPECIFICATION

	Power supply	Battery lifetime	Frequency	Radiated power	Radio coding	Operating temperature (°C Min/Max)	No. of digits combination	Estimated range (m)	Degree of safety (IP)	Dimensions (mm)	Weight (g)
EDSW	6 Vdc with 2 lithium batteries type CR2430	estimated 2 years with 10 transmissions per day	433.92 MHz ± 100 KH	estimated about 3 mW e.r.p.	rolling code 52 bit FloR	-20° - +55°	from 0 to 8	25 in open space, 15 indoors	54	70x27x70 h	215

ERA TRANSPONDER READER

Transponder proximity reader for cards and badges, bimodal transmitters Flor-m, also with Nice BlueBUS technology.

Easy programming:

- 2 programming modes: Easy or Professional;
- allows you to determine which cards/badges are enabled on the system;
- possibility of programming the number of uses available to a specific card or badge;
- 255 storable cards/badges expandable, on ETP, up to 510 cards/badges with a second additional memory BM1000.
- 2 modes (static and dynamic) to activate two different commands (ETP version).

With a MOU handheld or O-Box interface you can manage easily any kind of programming of the BM1000 memory, in proximity of the system or also at a distance, directly from the office of the installer.

MOU and O-Box are interfaced with the PC, thus allowing an orderly storing of all installations.

Nice BlueBUS technology:

available with BlueBus system which allows an easy connection to the control unit of all devices with only two wires, by simply connecting them in parallel and other exclusive functions:

- 2 modes (static and dynamic) for the activation of two different commands chosen among 6 available ones (for example, step operation, close, open), depending on the control unit to which they are connected to;
- possibility of inserting an automation block/unblock function;
- up to 4 control devices EDSB/EDSIB and ETPB which can be connected via BlueBUS, also with a mixed configuration;

Transponder badge HSB 1

Practical in use, can be added to the key chain so as to be always available.



ETP
ETPB



MOCARD
MOCARDP



HSB1

PROXIMITY READER

CODE	DESCRIPTION	PCS./PACK.
ETP	PROXIMITY READER FOR TRANSPONDER CARDS MOCARD AND MOCARDP TO BE COMBINED WITH THE MORX DECODER	1
MORX	DECODER FOR 1 ETP OR UP TO 4 EDS/EDSI CONNECTED IN PARALLEL, WITH 1 BM1000 MEMORY FOR 255 COMBINATIONS	1
BM1000	ADDITIONAL MEMORY FOR ADDITIONAL 255 COMBINATIONS	5

PROXIMITY READER WITH NICE BLUEBUS TECHNOLOGY

CODE	DESCRIPTION	PCS./PACK.
ETPB	PROXIMITY READER FOR TRANSPONDER CARDS WITH NICE BLUEBUS TECHNOLOGY	1

ACCESSORIES

CODE	DESCRIPTION	PCS./PACK.
MOCARD	TRANSPONDER CARD PROGRAMMABLE VIA HANDHELD MOU OR OBOX	10
MOCARDP	TRANSPONDER CARD PROGRAMMABLE VIA HANDHELD MOU, WITH SEQUENTIAL CODING FOR MULTIPLE ENTRY	10
HSB1	TRANSPONDER BADGE NEWLY PROGRAMMABLE VIA HANDHELD MOU, WITH SEQUENTIAL CODING FOR MULTIPLE ENTRY	10

TECHNICAL SPECIFICATION

	Description	Acquisition distance (cm)	Protection class (IP)	Dimensions (mm)	Weight (g)
ETP	MOCARD, MOCARDP and HSB1 reader	3 - 6	54	70x26x70 h	265

	Storage capacity	Range relè	Power supply	Maximum absorption	Protection class (IP)	Operating temperature (°C Min/Max)	Dimensions (mm)	Weight (g)
MORX	2 BM1000 for max. 510 MOCARD and MOCARDP or combination	max. 500 mA and 48 Vac/Vdc	10÷35 Vdc 12÷28 Vac	24 Vdc=70 mA 24 Vac=200 mA 12 Vdc=150 mA 12 Vac=300 mA (with 1 MOM or 4 MOT)	30	-20 - +55	98x42x25 h	65

**MORX****TECHNICAL SPECIFICATIONS WITH NICE BLUEBUS TECHNOLOGY**

	Power supply	Absorption	Acquisition distance (cm)	Protection class (IP)	Dimensions (mm)	Weight (g)
ETPB	via BlueBUS	2 BlueBUS units	up to 4	54	70x26x70 h	270

ERA POST

Outdoor aluminium posts for photocells, selectors and proximity readers, with height 500 mm and 1000 mm.

Modern design

New post line for the installation of medium and large sized photocells.

Easy installation

Simplified installation for the setting in absolute freedom of one's own safety area .



CODE	DESCRIPTION	PCS./PACK.
PPH1	ALUMINIUM POST WITH PROTECTED HOUSING FOR 1 PHOTOCELL MEDIUM AND LARGE, 500 mm h	2
PPH2	ALUMINIUM POST WITH PROTECTED HOUSING FOR 2 PHOTOCELLS MEDIUM AND LARGE, 1000 mm h	2
PPH3	ALUMINIUM POST WITH PROTECTED HOUSING FOR 1 PHOTOCELL MEDIUM SIZE, 500 mm h	2
PPH4	ALUMINIUM POST WITH PROTECTED HOUSING FOR 2 PHOTOCELLS MEDIUM SIZE, 1000 mm h	2
PPK	ALUMINIUM POST WITH HOUSING FOR 1 SELECTOR 1100 mm h	2
EKA01	PLUG FOR MOUNTING OF EKS, EKSEU, EDS, EDSB, EDSW, ETP, ETPB, ON PPH2 POST	1

EPM/EPMB
 EPMO/EPMOB
 EPL/EPLB
 EPLD/EPLDB
 PHW**
 EDS/EDSB
 EDW
 ETP/ETPB
 EKS
 EKSEU

PPH1	•	•	•	•	•					
PPH2	•	•	•	•		•*	•*	•*	•*	•*
PPH3	•	•								
PPH4	•	•								
PPK						•	•	•	•	•

*The installation requires the EKA01 plug adaptor.

**The installation of the solar photocell requires the PHWA1 plug adaptor.



PPH3



PPH1



PPH4



PPH2



PPK

NICE ERA LIGHT



ERA LIGHT

Flashing signalling light.

Available with different power supplies:

230 Vac, 24 Vdc and 12 Vdc.

Practical: body extremely resistant to shocks, suitable for fixing in any position.

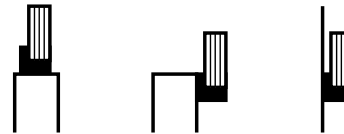
433.92 MHz antenna integrated in all versions.

Protection class IP44.




CODE	DESCRIPTION	PCS./PACK.
EL	NEUTRAL, 230 Vac, FOR PRESET CONTROL UNITS	1
EL24	NEUTRAL, 24 Vac/Vdc, FOR PRESET CONTROL UNITS	1
ELB	NEUTRAL, 12 Vac/Vdc, FOR PRESET CONTROL UNITS	1

RECOMMENDED INSTALLATION MODE



COMPATIBILITY TABLE CENTRAL FLASHING

	A02	A500	A60	A700F	A924	MC824H	MC424L	WALKY	HYKE	ROAD	ROBUS	RUN	NAKED SLIDING 400	TUB	SPIN / SPINBUS	TEN	SOON	S/M/L BAR	SIGNO	WIL
EL	•	•	•	•										•						
EL24					•	•													•	•
ELB						•	•	•	•	•	•	•	•		•	•	•	•		



NICE SOLEMYO AIR NET SYSTEM

Many benefits!

Fast installation: accessories do not need to be cabled to the central control unit and there is no need for passageways or ducts, it is sufficient to position and have the control unit acquire the newly installed device.

The devices are interfaced with the control unit via a very small special interface module, which can be housed directly inside the motor or the control unit, if this is separate.

Better appearance, positioning flexibility of the devices in time: very easy to add (or remove) devices, no more searches for the power supply point or of the contact to serialize.

Maximum transmission safety:

bidirectionality of the radio system - each device does not limit itself to the simple answering the commands coming from the control unit but also transmits a return signal thus communicating its presence and active state and, when necessary, signals a specific event, as the transition of an object between two photocells.

Frequency of use: 868 MHz, less prone to interference.

Two separate channels are used to guarantee 100% system functionality and safety also in the case of sudden interferences.

Smart system: recognizes if the interference originates from another Nice wireless automation. In this case the “newly” installed automation selects two channels for communication, different from the ones selected for the previous automation, and keeps separated the channels used by the two systems.

In the lower section each device has a LED indicating signal quality and correct operation of the system, allowing to assess immediately the state of the system in case of errors or during the start-up phase.

A led indicates with a flash when the device receives sufficient sunlight for recharging.

Increased safety in automation systems thanks to the new sensors for sensitive edges of NICE Solemyo Air Net System. No connection, completely wireless, powered also by solar energy.



Era Photocell Solemyo

Wireless photocell pair PHW, bidirectional, with photovoltaic cell power supply.

Ease of installation: the receiving photocell has a special LED unit to indicate the degree of alignment with the transmitting photocell, this function is useful for the initial installation.

Solemyo Era Light

Wireless LLW flashing light, with extremely high-efficiency LEDs lower consumption and virtually unlimited lifetime (no more blown lamps needing frequent changing).

Light output adapts to ambient conditions to ensure good visibility even in direct sunlight and to save energy during the hours of darkness.

Can be used as flashing signal or courtesy light.

COMPATIBILITY/INTERFACE TABLE

	PHW	LLW	TCW1	TCW2
Control units with BLUEBUS (*)	With IBW	With IBW	With IBW (**)	With IBW (**)
Control units without BLUEBUS	Not possible	Not possible	With IRW	With IRW


(*) There could be limitations on the maximum number of handled devices

(**) Unhandled on automatism for door jambs (MC824H; Walky; Hopp; Hyke) and some automatism for garage doors (SN6020*; SN6021*; SPIN2*; SPIN20*; SPIN21*; SPOK).

CODE	DESCRIPTION	PCS./PACK.
PHW	WIRELESS PHOTOCELL PAIR WITH INTEGRATED PHOTOVOLTAIC PANEL	1
PPH1	POST FOR PHOTOCELL PHW, h. 50 cm	2
PHWA1	PLUG ADAPTOR PAIR FOR PHW ON PH1 POSTS	1
LLW	WIRELESS FLASHING LIGHT WITH INTEGRATED PHOTOVOLTAIC PANEL.	1
IBW	INTERFACE BETWEEN PHW/LLW AND CONTROL UNITS WITH BLUEBUS SYSTEM	1
IRW	RELAY INTERFACE FOR SENSITIVE EDGES WITH WIRELESS TRANSMITTER AND CONTROL UNIT WITH CLASSICAL STOP AND PHOTO CONNECTIONS.	1
TCW1	TRANSMITTER FOR SENSITIVE EDGE WITH WIRELESS TECHNOLOGY AND BATTERY POWER SUITABLE FOR USE INSIDE OR IN AREAS WITH INSUFFICIENT SUNLIGHT	1
TCW2	TRANSMITTER FOR SENSITIVE EDGE WITH WIRELESS TECHNOLOGY AND PHOTOVOLTAIC PANEL POWER SUPPLY AND RECHARGEABLE BATTERY POWER SUITABLE FOR USE OUTDOORS OR SUNNY AREAS	1

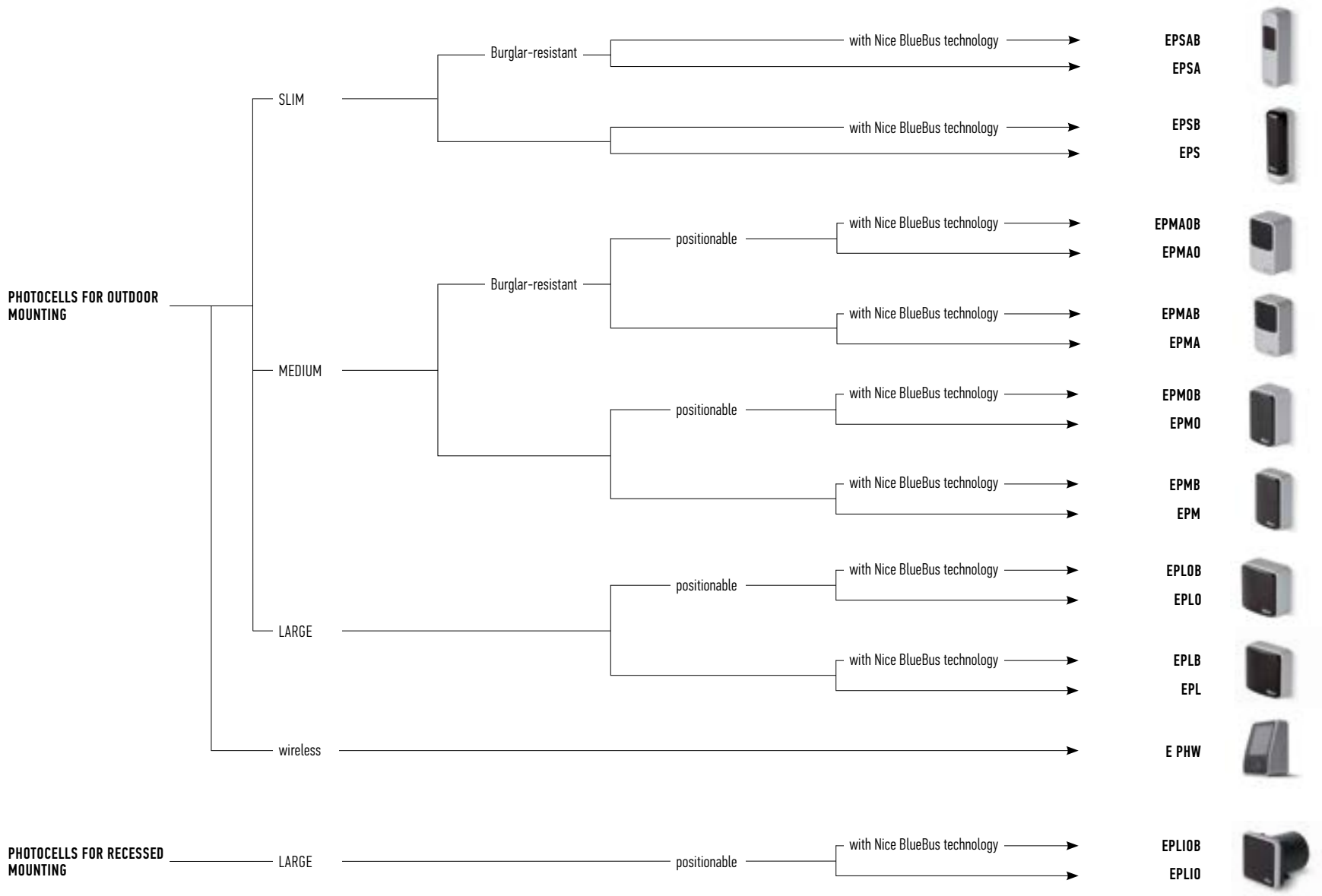
INSTALLATION DIAGRAM

1. ERA LIGHT SOLEMYO
2. KIT SOLEMYO
3. ERA TCW SOLEMYO
4. ERA PHOTOCELL SOLEMYO
5. ERA POST SOLEMYO




SELECTION GUIDE

PHOTOCELLS



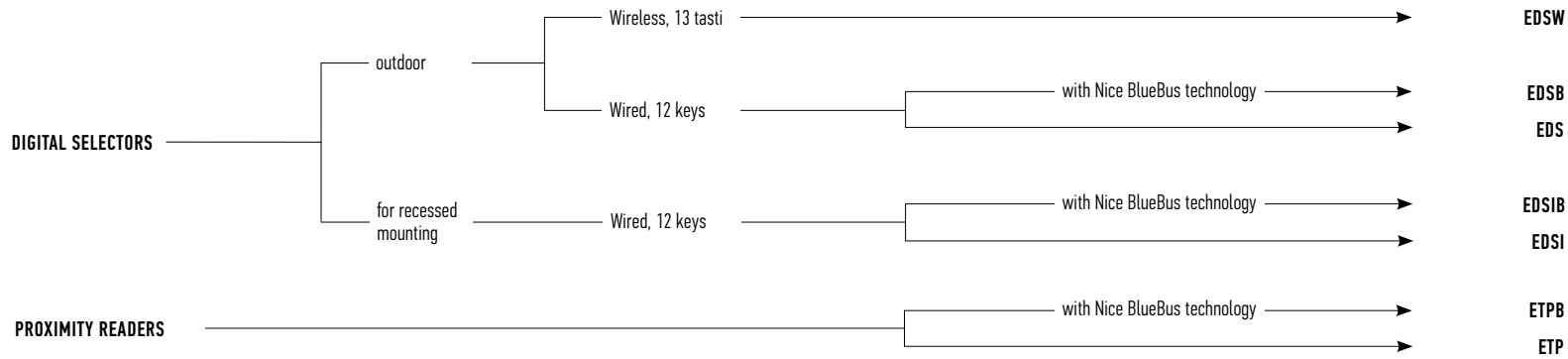
FLASHING LIGHT




EL
EL24
ELB
ELLW



SELECTORS AND PROXIMITY READERS



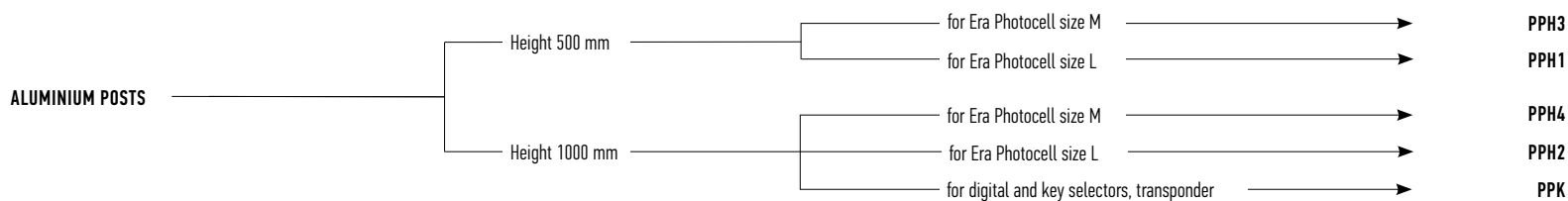
EDSW
EDSB
EDS
EDSIB
EDSI
ETPB
ETP




EKS
EKSEU
EKSI
EKSIEU



POSTS



PPH3
PPH1
PPH4
PPH2
PPK



EASY SOLUTIONS FOR HOME AND BUILDING

Nice offers simple and reliable solutions for the management of a lot of points of light, automations and electrical loads.

FOR AWNINGS,
BLINDS AND SHUTTERS

FOR ALARM
SYSTEMS

FOR GARAGE
DOORS

FOR SLIDING GATES,
SWING GATES AND ROAD BARRIERS





FOR IRRIGATION
SYSTEMS

FOR LIGHTS

NICE IS THE SIMPLEST INTEGRATION/ THE WIDEST RANGE/THE BEST CONTROL ELECTRONICS/THE FINEST DESIGN/THE MOST AMAZING AUTOMATION ALL TOGETHER!

GATE&DOOR

Systems for the automation of gates, garage doors and barriers.

SCREEN

Systems for the automation of blinds, awnings and sun screens. The easiest way to get the right light.

INDUSTRIAL DOORS

Systems for the automation of industrial applications: sectional and rolling doors, high speed doors and dock levellers.

HOME SYSTEMS

Integrated management of home alarm and automation systems.

LIGHTING

A full range of devices for total lighting control.



Nice cares for the environment. Using natural paper it avoids excessive use of raw materials and forest exploitation. Waste is reduced, energy is saved and climate quality is improved.

Nice

Nice SpA
Oderzo TV Italia
Ph. +39.0422.85.38.38
info@niceforyou.com

Find out more about Nice products and services on the website:
www.niceforyou.com